

CS-W115FHC/P2002

15.6" TFT-LCD Sunlight Readable Touch Panel PC with 6th Gen. Intel® Core™ Processor



- 15.6" TFT-LCD with Ultra High Brightness up to 1,500 nits and 1920 x 1080 Resolution
- Onboard Intel® 6th Generation Core™ Processor U Series (15W)
- Supports 2x DDR4 SO-DIMM Socket, up to 32 GB
- Integrated Intel® HD Graphics 520, Triple Display Support
- 2x 2.5" SATA Drive Bay, 1x mSATA, and 1x CFast Socket
- Rich I/O (2x GbE LAN, 6x COM, 5x USB, 16x Isolated DIO)
- 2x Full-size Mini-PCIe Socket for Wireless and I/O Expansion
- Wide Range Operating Temperature -10°C to 70°C
- Designed with Aluminum Die-casting Front Frame
- True Flat IP65 Front Panel Protection
- Supports Panel / VESA / Rack Mounting
- Convertible Display System (CDS) Technology Supported

Overview

CS-W115FHC/P2000 Series is a 15.6" TFT-LCD sunlight readable touch panel PC offering 1,500 nits ultra high brightness and 1920 x 1080 resolution. The system is equipped with high-performance Intel® 6th generation Core™ U series processor and provides extensive I/O including 2x GbE, 5x USB, 6x RS232/422/485, 8x DI/8x DO, 1x VGA and 1x DVI-D. It also supports 2x Mini-PCIe slot and 1x SIM socket for a variety of wireless connections, such as BT/WiFi and 3G/LTE. In addition, there are 3 types of storage devices including 2.5" SATA HDD (RAID 0/1), mSATA and CFast. The accessible design of these storage devices allows quick data access and easy maintenance.

CS-W115FHC/P2000 Series supports Convertible Display System (CDS) technology. Comparing to regular standalone panel PCs, it can lower maintenance cost and reduce unplanned downtime.

For greater flexibility, CS-W115FHC/P2000 Series has PCI/PCIe expandable version and PoE/power ignition functions by additional CFM (Control Function Module). Furthermore, CS-W115FHC/P2000 Series is a truly rugged display system supporting wide range operating temperature (-10°C to 70°C), IP65 dust/waterproof front panel, wide range DC power input (9 to 48VDC) and rigorous industrial protections.

Specifications

Display

LCD Size	• 15.6" (16:9)
Max. Resolution	• 1920x1080 (Full HD)
Brightness (cd/m2)	• 1,500
Contrast Ratio	• 700:1
LCD Color	• 16.7M
Pixel Pitch (mm)	• 0.17925 (H) x 0.17925 (V)
Viewing Angle (H-V)	• 160 /140
Backlight MTBF	• 50,000 hrs (LED Backlight)

Touch

Resistive 5-wire	-
Projected Capacitive	V

System

Processor	<ul style="list-style-type: none"> • Onboard 6th Intel® Core™ U Processors (Skylake Lake) - Intel® Core™ i5-6300U Processor (3M Cache, up to 3.00 GHz) - Intel® Core™ i3-6100U Processor (3M Cache, up to 2.30 GHz) - TDP: 15 W
Memory	<ul style="list-style-type: none"> • 2x DDR4 2400 MHz 260-Pin SO-DIMM Socket • Supports up to 64 GB (un-buffered and non-ECC)
BIOS	• AMI 64Mbit SPI BIOS

Graphics

Graphics Engine	• Intel® HD Graphics 520
Maximum Display Output	• Triple display with 1x VGA, 1x DVI-D and 1x CDS interface

Audio

Audio Codec	• Realtek ALC888-GR
Line-out	• 1x Line-out Phone Jack 3.5mm
Mic-in	• 1x Mic-in, Phone Jack 3.5mm

External I/O Interface

VGA	<ul style="list-style-type: none"> • 1x VGA (Up to 1920 x 1080 @ 60Hz), DB-15
DVI	<ul style="list-style-type: none"> • 1x DVI-D (Up to 1920 x 1080 @ 60Hz)
CDS	<ul style="list-style-type: none"> • 1x CDS Interface, Compact PCI Connector
LAN	<ul style="list-style-type: none"> • 2x GbE LAN (Support WoL, Teaming, Jumbo Frame and PXE), RJ45 <ul style="list-style-type: none"> - GbE1: Intel I219LM - GbE2: Intel I210 • 2x PoE+ (with Optional CFM PoE Module) <ul style="list-style-type: none"> - Comply with IEEE 802.3at, Offers Up to 25.5W Per Port
COM	<ul style="list-style-type: none"> • 6x RS-232/422/485 with Auto Flow Control (Support 5V/12V), DB9
USB	<ul style="list-style-type: none"> • 4x USB 3.0, Type-A • 1x USB 2.0, Type-A

DIO

DIO	<ul style="list-style-type: none"> • 16x Isolated DIO (8x DI/8x DO), 20-Pin Terminal Block
-----	---

Storage

SSD/HDD	<ul style="list-style-type: none"> • 2x 2.5" SATA HDD/SSD Bay, Support RAID 0/1 (Gen3)
mSATA	<ul style="list-style-type: none"> • 2x mSATA (One Shared by Mini-PCIe Socket) (Gen2)
CFast	<ul style="list-style-type: none"> • 1x CFast Socket (Gen3)

Expansion

CFM (Control Function Module) Interface	<ul style="list-style-type: none"> • 1x CFM IGN Interface • 1x CFM PoE Interface
Mini PCIe Express	<ul style="list-style-type: none"> • 2x Full-size Mini-PCIe Socket
UB	<ul style="list-style-type: none"> • 1x Universal I/O Bracket
SIM Socket	<ul style="list-style-type: none"> • 1x SIM Socket

Other Function

Internal Speaker	<ul style="list-style-type: none"> • AMP 2W + 2W
Power Ignition Sensing	<ul style="list-style-type: none"> • Support Power Ignition Sensing (IGN)
Rest Button	<ul style="list-style-type: none"> • 1x Reset Button
Instant Reboot	<ul style="list-style-type: none"> • Supports Instant Reboot Technology (0.2 sec)
Watchdog Timer	<ul style="list-style-type: none"> • Software Programmable Supports 256 Levels System Reset
OSD Function	<ul style="list-style-type: none"> • LCD On/Off, Brightness Up, Brightness Down for CDS Display Module
External FAN Connector	<ul style="list-style-type: none"> • 1x External FAN Connector, 4-pin Terminal Block

Power

Power Button	<ul style="list-style-type: none"> • 1x AT/ATX On/Off Button
Power Mode Switch	<ul style="list-style-type: none"> • 1x AT/ATX Mode Switch
Power Input	<ul style="list-style-type: none"> • 9 - 48VDC, 3-pin Terminal Block
Remote Power On/Off	<ul style="list-style-type: none"> • 1x Remote Power On/Off Connector, 2-pin Terminal Block
Power Adapter (Optional)	<ul style="list-style-type: none"> • AC/DC 12V/5A 60W or AC/DC 24V/5A 120W

Physical

Dimension (W x D x H)	<ul style="list-style-type: none"> • 420 x 254 x 91.5 mm
Weight Information	<ul style="list-style-type: none"> • 6.92 Kg
Front Panel Construction	<ul style="list-style-type: none"> • Die-casting Flat Surface
Mounting	<ul style="list-style-type: none"> • Panel / VESA / *Rack Mounting (*with optional mounting kit)
Physical Design	<ul style="list-style-type: none"> • Fanless Design • Jumper-less Design

Reliability & Protection

Reverse Power Input Protection	<ul style="list-style-type: none"> • Yes
Over Voltage Protection	<ul style="list-style-type: none"> • Protection Range: 51~58V • Protection Type: shut down operating voltage, re-power on at the preset level to recover
Over Current Protection	<ul style="list-style-type: none"> • 15A
Surge Protection	<ul style="list-style-type: none"> • 2 kV
CMOS Battery Backup	<ul style="list-style-type: none"> • SuperCap Integrated for CMOS Battery Maintenance-free Operation
ESD Protection	<ul style="list-style-type: none"> • +/-8kV (air), +/-4kV (contact)

Operating System

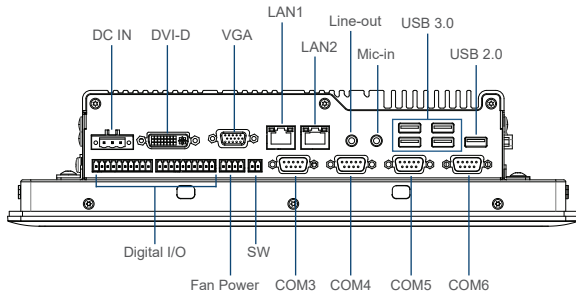
Windows	<ul style="list-style-type: none"> • Windows® 10 • Windows® 8.1 • Windows® 7
Linux	<ul style="list-style-type: none"> • Support by Project

Environment

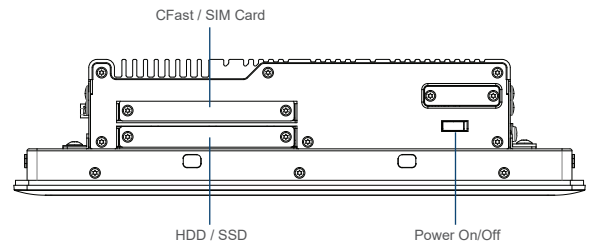
Operating Temperature	<ul style="list-style-type: none"> • -10°C to 70°C (With extended temperature peripherals; Ambient with air flow According to IEC60068-2-1, IEC60068-2-2, IEC60068-2-14)
Storage Temperature	<ul style="list-style-type: none"> • -20°C to 70°C
Relative Humidity	<ul style="list-style-type: none"> • 95% RH @ 39°C (Non-condensing)
EMC	<ul style="list-style-type: none"> • CE, FCC, ICES-003 Class A
IP Level	<ul style="list-style-type: none"> • IP65 Compliant Front Panel

External Layout

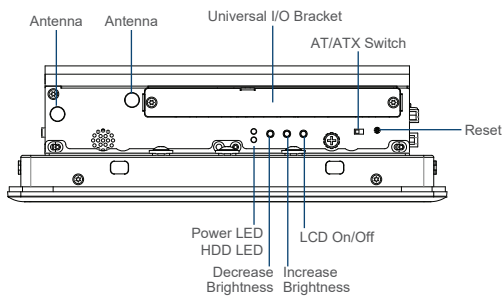
Front I/O



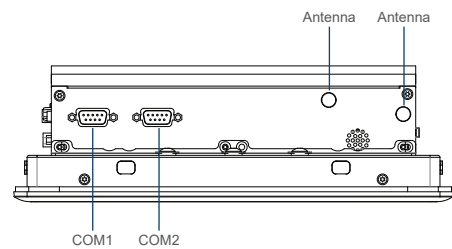
Rear I/O



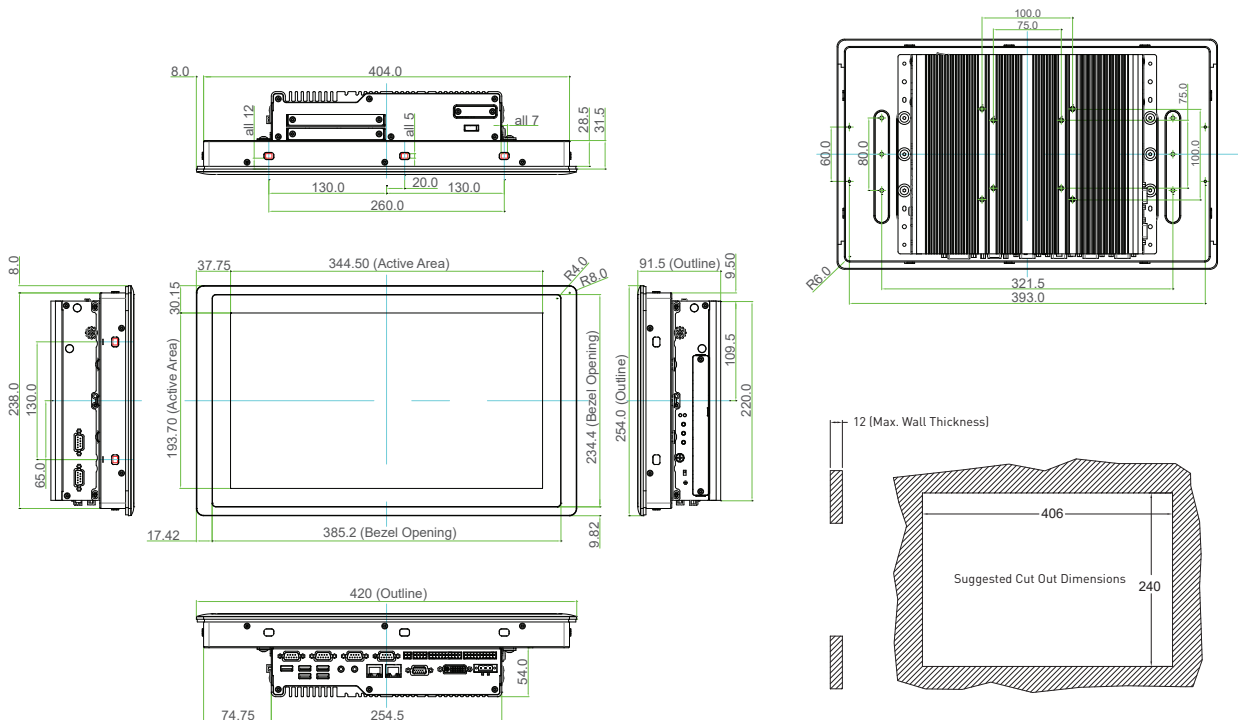
Left I/O



Right I/O



Dimensions



Unit: mm

Ordering Information

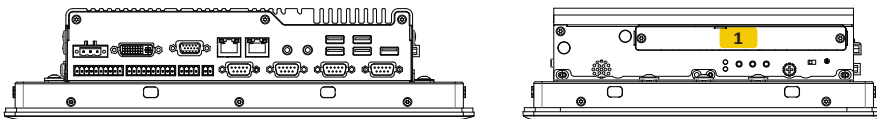
Available Models

Model No.	Description
CS-W115FHC-R10/P2002-i5-R10	15.6" TFT-LCD 16:9 Panel PC with Projected Capacitive Touch and Intel 6th Gen. Core i5-6300U Fanless Computer, CFM Interface, CDS Interface
CS-W115FHC-R10/P2002-i3-R10	15.6" TFT-LCD 16:9 Panel PC with Projected Capacitive Touch and Intel 6th Gen. Core i3-6100U Fanless Computer, CFM Interface, CDS Interface

Package Checklist

• CS-W115FHC/P2002 Panel PC x 1	• DIO Terminal Block Connector x 2
• Fan Terminal Block Connector x 1	• Utility Driver DVD x 1
• Power Terminal Block Connector x 1	• Screws Pack x 1
• Power On/Off Terminal Block Connector x 1	• Panel Mounting Kit x 1

Optional Module Configuration



Model No.	Description	1
MEC-COM-M212-DB9/UB0503	Mini-PCIe Module with 2x COM Ports, 2x Universal Brackets (154 x 17 mm)	V
MEC-COM-M334-TDB9/UB0504	Mini-PCIe Module with 4x RS-232/422/485 Serial Ports, 1x Universal Bracket (154 x 17 mm)	V
MEC-LAN-M102-30/UB0511	Mini-PCIe Module with 2x LAN Ports, 2x 30cm cable / 1x Universal Bracket with 2x RJ45 Cutout for P2000 Series	V
MEC-USB-M102-30/UB0514	Mini-PCIe Module with 2x USB 3.0 Ports, 1x Universal Bracket (154 x 17 mm)	V

V : Compatible

Optional Function Modules

Model No.	Description
CFM-IGN100	CFM Module with Power Ignition Sensing Control Function, 12V/24V Selectable (41 x 35 mm)
CFM-PoE100	PoE Control Function Module, Individual Port 25.5W (50 x 44 x 15 mm) (For CS-100/P2002 only)
URM01	Universal 19" Rack Mount Kit for Industrial Panel PC & Industrial Monitor

Optional Accessories

Model No.	Description
GST60A12-CIN1	Adapter AC/DC 12V 5A 60W, GST60A12-CIN1, wide temp(-30°C ~ +70°C)
GST120A24-CIN	Adapter AC/DC 24V 5A 120W, GST120A24-CIN, wide temp (-30°C ~ +70°C), level VI
GST220A24-CIN	Adapter AC/DC 24V 9.2A 220W with 3pin Terminal Block Plug 5.0mm Pitch, with TUBES, GST220A24-CIN